

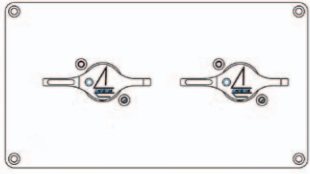
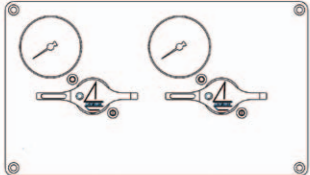
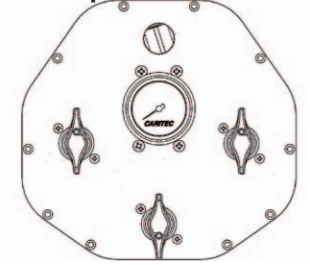
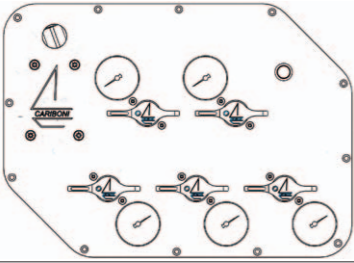
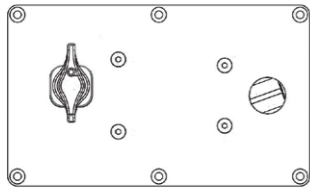
MANUAL PANELS

Here below a short view of Cariboni's manual control panels. They start from a single valve system to get to a panel with many single and double acting valves.

Custom modular panels can be fitted in every boat, to be ready to give the highest performances requested.

Every panel is made of lightweight aluminium alloy. Carbon fibre or stainless steel panels are available on request.

As every manual Cariboni's components, all manual panels are tested up to a working pressure of 700bar (10.000PSI).



TYPE	NUMBER OF VALVES	Valve line	Pump Line
Basic 	From 1 to 7 valves, with linear or crossed arrangement. Single or double valve as preferred.	Black line Quad line Race line (only for double valve)	-
EVO 	From 1 to 7 valves, with linear or crossed arrangement. Single or double valve as preferred. Double valve as manometer gauge on a single port (A port).	Black line Quad line Race line (only for double valve)	-
Basic Pump 	From 1 to 7 valves, with linear or crossed arrangement. Single or double valve as preferred. Double valve as manometer gauge on a single port (A port).	Black line Quad line Race line (only for double valve)	Quad line Single or double speed
EVO Pump 	From 1 to 7 valves, with linear or crossed arrangement. Single or double valve as preferred. Double valve as manometer gauge on a single port (A port).	Black line Quad line Race line (only for double valve)	Quad line Single or double speed
Custom 	Custom panels have no limits on number, position and type of valve installed. Shape of panel copies yacht design; stainless steel, carbon fiber of custom material available on request.	Black line Quad line Race line On-line valves Custom valves	Quad line Race line Single or double speed

CUSTOM PANELS

Cariboni's custom manual panels were born to satisfy custom needs.

The IPA_1225_A_04417 is an example of full integrated

compact panel: a double speed pump matched together with a custom single acting valve in order to minimize dimensions and weight of the system.

TYPE	DESCRIPTION
IPA_1225_A_04417 	To drive single acting cylinder of Decision 35 catamaran mainsheet Quad line double speed pump, with auto shift and max pressure valve. Displacement: 3.6 cc (high pressure), 25.1 cc (high flow) Release speed control 45° pump handle movement Dimensions: 150 x 250 mm Weight: 4.580 kg (10.1 lbs)
IPA_0416_A_12293 	IPA_0416_A_12293 This extra-compact panel is the new Cariboni's smart idea for small-medium sailing yacht to safety control the backstay. Just 446x416mm for: <ul style="list-style-type: none"> - Single speed alternate pump with max pressure valve - Release speed control valve - 0-400 bar analogical manometer - Up to 3 litres pressurized oil tank for varying backstay size (from 30' to 65' yacht size)

